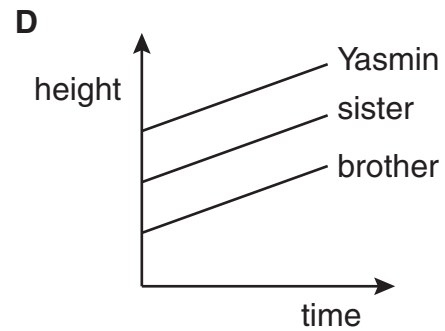
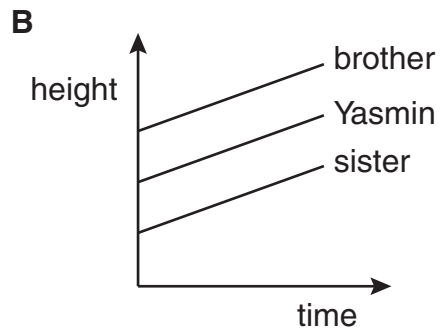
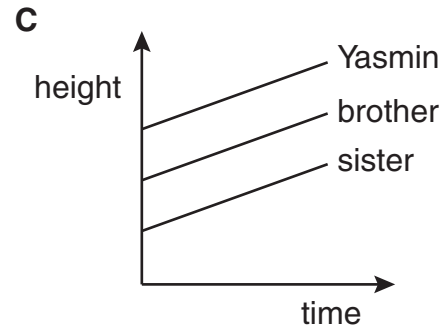
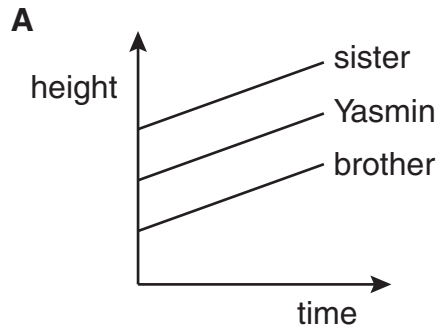


- 1** Yasmin has always been 10 cm taller than her brother and 10 cm shorter than her sister.

Which graph best shows this?



2 $-10 - (-8) =$

- A** -2
B -18
C 18
D 2

- 3 There are 24 students in a class.
They voted to choose a colour for the class shirts.

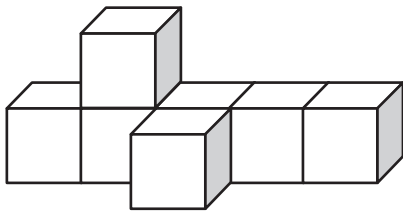
$\frac{1}{4}$ of the class chose blue.

$\frac{1}{6}$ of the class chose yellow.

The rest of the class chose red.

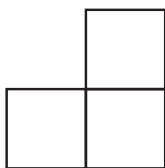
How many students chose red?

- A 4
- B 6
- C 10
- D 14

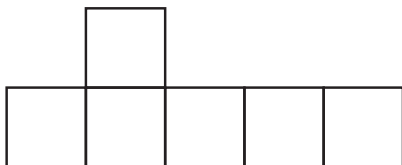


- 4 Which is **not** a possible view of the object?


A



B



C



D

